


Øvelse 2

Skriv de faste fortegn og skriv alle 7 akkorder i de forskellige tonearter.
Sæt becifringsbetegnelsen øverst og trintal nederst

Skriv evt også tonernes navne i de forskellige akkorder.

C- dur (eksempel)


C Dm Em F G Am Hdim



I II III IV V VI VII

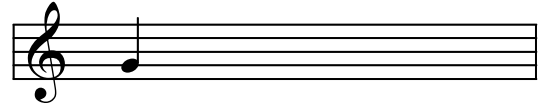
Detailed description: An example of C major triads in first position on a treble clef staff. The notes are C4, E4, and G4. Above the staff, the chord symbols C, Dm, Em, F, G, Am, and Hdim are written. Below the staff, the Roman numerals I, II, III, IV, V, VI, and VII are written. The notes are placed on the staff as follows: C on the first line, E on the second line, and G on the second space.

F - dur




Detailed description: A treble clef staff with a single note on the first line, representing the F major triad.

G - dur




Detailed description: A treble clef staff with a single note on the second line, representing the G major triad.

B - dur



Detailed description: A treble clef staff with a single note on the second space, representing the B major triad.

D - dur



Detailed description: A treble clef staff with a single note on the third line, representing the D major triad.

Es - dur



Detailed description: A treble clef staff with a single note on the second space, representing the E-flat major triad.

A - dur



Detailed description: A treble clef staff with a single note on the third space, representing the A major triad.